

2019 ARIZONA

# RESIDENTIAL



*The Paver Leader*



# THE PAVER LEADER

In the mid 1980s, Acker-Stone played a significant role in developing the interlocking paving stone market in the U.S. Through the introduction of innovative manufacturing techniques and ongoing product refinements, the company continues to lead the industry with the development of new and enduring paving stones.

Our long history of design and engineering excellence combine with your unique vision to build an inspired, welcoming personal retreat.

We invite you to create enduring beauty with a level of quality and consistency you can depend on for years to come with Acker-Stone paving stones.

Dream it,  
and it can  
be created



Street Stone I in Gila River TM.

# 2019 ARIZONA CONTENTS



Top: Paseo Grande in Antique Pewter TM.  
Bottom: Aviano in Desert Blend TM.

6	Antique Kobble 2 pc
8	Antique Kobble Rec & Sq
10	Antique Kobble 3 pc & Rec
12	Antique Kobble 3 pc Flat Top Tumbled & Antique Kobble Rec Flat Top Tumbled
14	Aviano
16	Aviano Grande & Aviano 6 x 9
18	Bullnose
20	Holland I
22	Paseo
24	Paseo Grande & Paseo 6 x 9
26	Street Stone I & Street Stone II
28	Palazzo 12 x 12 Truncated Domes
30	Standard Colors & Finishes
32	Patterns
36	Classic Colonial 6
38	Lakeland Wall
40	Riverland Wall
42	Sapphire 6 Wall
44	Vintage 6 Wall
46	Ancillary Products
48	Residential Warranty
49	Product Details







2019 ARIZONA

# STANDARD COLLECTION



*Antique Kobble 3 pc in Navajo Red TM.*





Antique Kobble 2 pc in Navajo Red TM.

# ANTIQUE KOBBLE 2 PC



Antique Kobble 2 pc	
Thickness	6 cm
Sizes (Nominal)	5 1/2 x 5 1/2 5 1/2 x 8 1/4
Stones Per Pallet	420
Sq	140
Rec	280
Sq Ft Per Pallet	119
Weight Per Pallet	3,106

## CHAMFER



Pillow Top

## STANDARD COLORS


Antique Pewter TM, Desert Blend TM, Gila River TM, Navajo Red TM,  
San Tan Blend TM

## NOTES


Pillow Top is not available in a Tumbled Finish.




Antique Kobble 2 pc in Antique Pewter TM.



I Pattern  
100% Kobble 2 pc



Random  
100% Kobble 2 pc



Random Running Bond  
100% Kobble 2 pc





Antique Kobble Rec & Sq in Antique Pewter TM.

# ANTIQUK KOBBLK

REC & SQ



Antique Kobble Rec	
Thickness	4 cm
Size (Nominal)	5 1/2 x 8 1/4
Stones Per Sq Ft	3.1
Stones Per Pallet	300
Sq Ft Per Pallet	96
Weight Per Piece	5.4
Weight Per Pallet	1,620

## CHAMFER



Pillow Top

## STANDARD COLORS

Antique Pewter TM, Charcoal Brown Buff TM




Antique Kobble Sq	
Thickness	4 cm
Size (Nominal)	5 1/2 x 5 1/2
Stones Per Sq Ft	4.8
Stones Per Pallet	480
Sq Ft Per Pallet	101
Weight Per Piece	3.8
Weight Per Pallet	1,640


## NOTES

For Pedestrian use only.


Pillow Top is not available in a Tumbled Finish.




Combination Herringbone  
75% Recs & 25% Sqs




Herringbone  
100% Recs




I-Pattern  
75% Recs & 25% Sqs



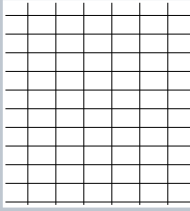
Modified Herringbone  
60% Recs & 40% Sqs



Random  
67% Recs & 33% Sqs



Running Bond  
100% Recs



Stacked Bond  
100% Recs





Antique Kobble 3 pc with an Antique Kobble Rec Border in Gila River.

# ANTIQUE KOBBLE

ANTIQUE KOBBLE 3 PC  
ANTIQUE KOBBLE REC



Antique Kobble 3 pc	
Thickness	6 cm
Sizes (Nominal)	2 3/4 x 5 1/2 5 1/2 x 5 1/2 5 1/2 x 8 1/4
Stones Per Pallet	570
	Twinkie 160
	Sq 200
	Rec 210
Sq Ft Per Pallet	126
Weight Per Pallet	3,301

## CHAMFER



Pillow Top

## STANDARD COLORS

Antique Pewter TM, Desert Blend TM, Gila River TM,  
Navajo Red TM, San Tan Blend TM



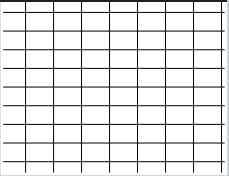
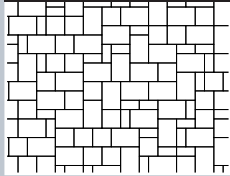
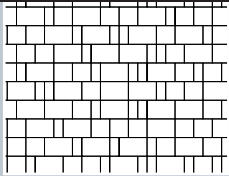


Antique Kobble Rec	
Thickness	6 cm
Size (Nominal)	5 1/2 x 8 1/4
Stones Per Sq Ft	3.1
Stones Per Pallet	350
Sq Ft Per Pallet	112
Weight Per Piece	8.1
Weight Per Pallet	2,873

## NOTES

Pillow Top is not available in a Tumbled Finish.



ANTIQUE KOBBLE REC			ANTIQUE KOBBLE 3 PC	
				
Herringbone 100% Recs	Running Bond 100% Recs	Stacked Bond 100% Recs	Random Ashlar Varied %	Random Running Varied %





Antique Kobble 3 pc Flat Top with an Antique Kobble Rec Flat Top Border in Desert Blend TM with a Tumbled Finish.

# ANTIQUK KOBBLK

ANTIQUK KOBBLK 3 PC FLAT TOP  
ANTIQUK KOBBLK REC FLAT TOP



Antique Kobble 3 pc		
Thickness	6 cm	
Sizes (Nominal)	2 3/4 x 5 1/2	
	5 1/2 x 5 1/2	
	5 1/2 x 8 1/4	
Stones Per Pallet	570	
	Twinkie	160
	Sq	200
	Rec	210
Sq Ft Per Pallet		126
Weight Per Pallet		3,301

## CHAMFER



No Chamfer

## STANDARD COLORS

Antique Pewter Tumbled, Desert Blend Tumbled, Gila River Tumbled

## NOTES

Antique Kobble Flat Top is available in a Tumbled Finish only.

Immediate availability does not apply. Lead times vary.

Please call for details.



Antique Kobble Rec		
Thickness	6 cm	
Size (Nominal)	5 1/2 x 8 1/4	
Stones Per Sq Ft	3.1	
Stones Per Pallet	350	
Sq Ft Per Pallet	112	
Weight Per Piece	8.1	
Weight Per Pallet	2,873	



ANTIQUK KOBBLK REC			ANTIQUK KOBBLK 3 PC	
Herringbone 100% Recs	Running Bond 100% Recs	Stacked Bond 100% Recs	Random Ashlar Varied %	Random Running Varied %





Aviano in Antique Pewter TM.

Aviano	
Thickness	6 cm
Size (Nominal)	6 x 6, 6 x 9, 9 x 9, 9 x 12
Stones Per Pallet	300
Sq Ft Per Pallet	109
Weight Per Pallet	2,973



CHAMFER



Slate Top – Micro Chamfer

STANDARD COLORS

Antique Pewter TM, Desert Blend TM – Gila River TM

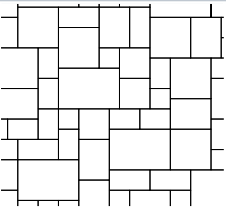
NOTES

Aviano is not available in a Tumbled Finish.


AVIANO



Aviano with an Aviano 6 x 9 Border in Desert Blend TM.



Random  
60% Aviano 40% Aviano Grande



Random  
100% Aviano





Aviano Grande in Antique Pewter TM.

# AVIANO

AVIANO GRANDE  
AVIANO 6 X 9



<b>Aviano 6 x 9</b>	
Thickness	6 cm
Size (Nominal)	6 x 9
Stones Per Sq Ft	2.7
Stones Per Pallet	250
Sq Ft Per Pallet	91
Weight Per Piece	9.8
Weight Per Pallet	2,502

## CHAMFER



Slate Top - Micro Chamfer



## STANDARD COLORS

Antique Pewter TM, Desert Blend TM, Gila River TM

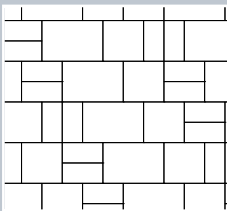
<b>Aviano Grande</b>	
Thickness	6 cm
Size (Nominal)	6 x 12, 12 x 12, 12 x 18
Stones Per Pallet	140
Sq Ft Per Pallet	117
Weight Per Pallet	3,189

## NOTES

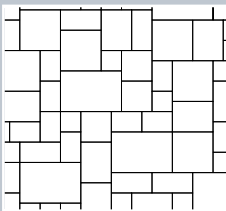
Aviano Grande & Aviano 6 x 9 are not available in a Tumbled Finish.

Aviano Grande is intended for pedestrian applications only.

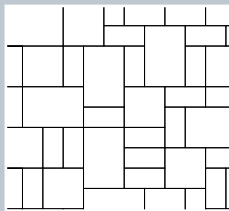
Special installation required. Please call for details.



Custom Linear Running Bond  
100% Aviano Grande



Random  
60% Aviano 40% Aviano Grande




Random  
100% Aviano Grande





Bullnose in Charcoal TM.

# BULLNOSE



Bullnose	
Thickness	6 cm
Size (Nominal)	3 1/8 x 12 & 2 3/8
Stones Per Sq Ft	3.7
Stones Per Pallet	352
Sq Ft Per Pallet	95
Weight Per Piece	6.8
Weight Per Pallet	2,409

## STANDARD COLORS



Buff TM



Charcoal TM



Mocha Brown TM



Pewter TM



Bullnose in Buff TM.

## NOTES

Bullnose is not available in a Tumbled Finish. Manufactured in California.  
Stocked in Arizona. Immediate availability does not apply to this product.  
Lead times vary. Please call for details.





Holland I in Charcoal TM.

# HOLLAND I



Holland I	
Thickness	6 cm
Size (Nominal)	3 7/8 x 7 7/8
Stones Per Sq Ft	4.6
Stones Per Pallet	540
Sq Ft Per Pallet	117
Weight Per Piece	5.5
Weight Per Pallet	3,020

## CHAMFER



Standard Chamfer


## STANDARD COLORS

Antique Pewter TM, Charcoal TM, Desert Blend TM,


Gila River TM, Pewter TM




Holland I in Gila River TM.




Basket Weave  
100% Recs



Herringbone  
100% Recs



Running Bond  
100% Recs



Stacked Bond  
100% Recs





Paseo in Antique Pewter TM.

# PASEO



Paseo	
Thickness	6 cm
Size (Nominal)	6 x 6, 6 x 9, 9 x 9, 9 x 12
Stones Per Pallet	300
Sq Ft Per Pallet	109
Weight Per Pallet	2,973

## CHAMFER



Standard Chamfer

## STANDARD COLORS

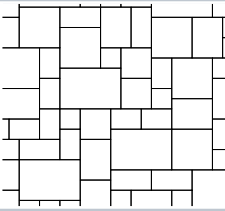
Antique Pewter TM, Desert Blend TM, Gila River TM

## NOTES

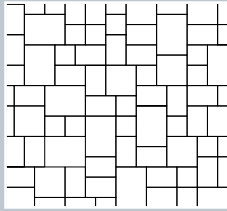
Paseo is not available in a Tumbled Finish.



Paseo in Antique Pewter TM.



Random  
60% Paseo 40% Paseo Grande



Random  
100% Paseo





Paseo Grande with a Paseo 6 x 9 Border in Antique Pewter™.

# PASEO

PASEO GRANDE  
PASEO 6 X 9



Paseo 6 x 9	
Thickness	6 cm
Size (Nominal)	6 x 9
Stones Per Sq Ft	2.7
Stones Per Pallet	250
Sq Ft Per Pallet	91
Weight Per Piece	9.8
Weight Per Pallet	2,502

## CHAMFERS




Micro Chamfer  
Paseo 6 x 9 only



Standard Chamfer  
Paseo Grande only

Paseo Grande	
Thickness	6 cm
Size (Nominal)	6 x 12, 12 x 12, 12 x 18
Stones Per Pallet	140
Sq Ft Per Pallet	117
Weight Per Pallet	3,189



## STANDARD COLORS


Antique Pewter™, Desert Blend™, Gila River™

## NOTES

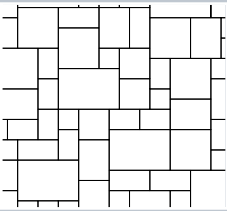
Paseo Grande & Paseo 6 x 9 are not available in a Tumbled Finish.

Paseo Grande is intended for pedestrian applications only.

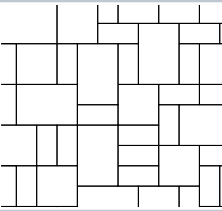
Special installation required. Please call for details.



Custom Linear Running Bond  
100% Paseo Grande



Random  
60% Aviano 40% Aviano Grande



Random  
100% Paseo Grande






Street Stone I in Gila River TM.

# STREET STONE

STREET STONE I  
STREET STONE II



Street Stone I	
Thickness	6 cm
Size	5 7/8 x 8 7/8
Stones Per Sq Ft	2.7
Stones Per Pallet	300
Sq Ft Per Pallet	109
Weight Per Piece	9.7
Weight Per Pallet	2,973



Street Stone II	
Thickness	6 cm
Size	2 7/8 x 5 7/8
	5 7/8 x 5 7/8
Stones Per Pallet	560
Sq Ft Per Pallet	107
Weight Per Pallet	2,760

## CHAMFER



Micro Chamfer

## STANDARD COLORS

Antique Pewter TM, Desert Blend TM, Gila River TM, San Tan Blend TM

## NOTES

Street Stone I & Street Stone II are not available in a Tumbled Finish.



Street Stone I & II & 12x12 in Antique Pewter TM.



STREET STONE I

Herringbone  
100% Recs

STREET STONE I

Running Bond  
100% Recs

STREET STONE I

Stacked Bond  
100% Recs

STREET STONE I & II

Random Ashlar  
Street Stone I & II Varied %

STREET STONE I & II

Random Running Bond  
Street Stone I & II Varied %

STREET STONE II

Combo Herringbone  
100% Street Stone II

STREET STONE II

Stacked Bond  
100% Street Stone II






Palazzo 12x12 Truncated Domes in Onyx FM.

# PALAZZO

## TRUNCATED DOMES



Palazzo 12 x 12 Truncated Domes	
Thickness	5 cm
Size (Nominal)	11 3/4 x 11 3/4
Stones Per Sq Ft	1
Stones Per Pallet	120
Sq Ft Per Pallet	120
Weight Per Piece	22
Weight Per Pallet	2,690

### CHAMFER



Micro Chamfer

### STANDARD COLORS



Espresso FM



Federal Yellow FM



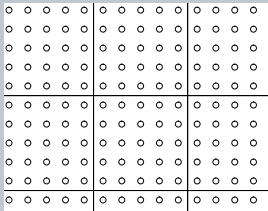
Onyx FM



12x12 Truncated Domes in Onyx FM.

### NOTES

All On-Grade installations require joint spacers. Immediate availability does not apply to this product. Lead times vary. Please call for details.



Stacked Bond  
100% Sqs



# THROUGH MIX BLENDED COLORS



Antique Pewter TM



Charcoal Brown Buff TM



Desert Blend TM



Gila River TM



Navajo Red TM



San Tan Blend TM

# PALAZZO TRUNCATED DOME COLORS



Espresso FM



Federal Yellow FM



Onyx FM

# STANDARD TUMBLED COLORS



Antique Pewter Tumbled\*



Desert Blend Tumbled\*



Gila River Tumbled\*

\*Immediate availability does not apply to this product. Lead times vary. Please call for details.

# STANDARD

# COLORS & FINISHES



# STANDARD FINISHES



Through Mix Standard



Through Mix Tumbled

Acker-Stone’s color selection has been influenced by the Region’s rich, natural hues and tones. The collection includes colors and color blends in perfect harmony with the architectural styles prevalent throughout Arizona. Most pavers look great when first installed. Acker-Stone pavers maintain their great looks for decades. It’s the result of a proven manufacturing technique developed to enhance the long-term durability of our surface finishes, colors and textures. This process has allowed Acker-Stone to thrive for over 30 years.

# THROUGH MIX SOLID COLORS




Buff TM



Charcoal TM



Mocha Brown TM



Pewter TM

Note: The colors shown within this catalog are as accurate as the printing process will allow. Please remain mindful of the fact that the lighting conditions in which the photos were taken can cause colors to appear different. To ensure your total satisfaction, ask your design professional, contractor or Acker-Stone rep to show you samples of the actual pavers.




# PATTERNS

The patterns shown, along with the photos throughout this catalog, represent a sampling to assist you in getting started. Before deciding on a specific pattern, it's always a good idea to view a number of actual installations.


Most design professionals and hardscape contractors can also be helpful in selecting a pattern compatible with your home and surrounding landscape.



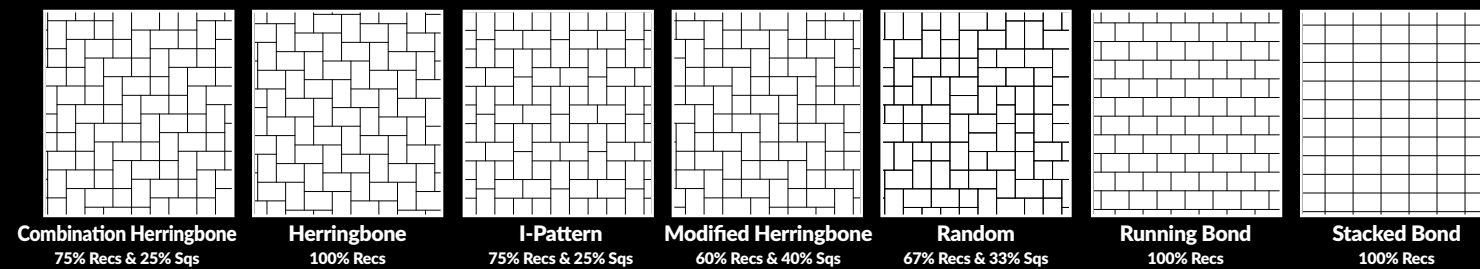
## ANTIQUE KOBBLE 2 PC




## ANTIQUE KOBBLE 3 PC




## ANTIQUE KOBBLE REC & SQ



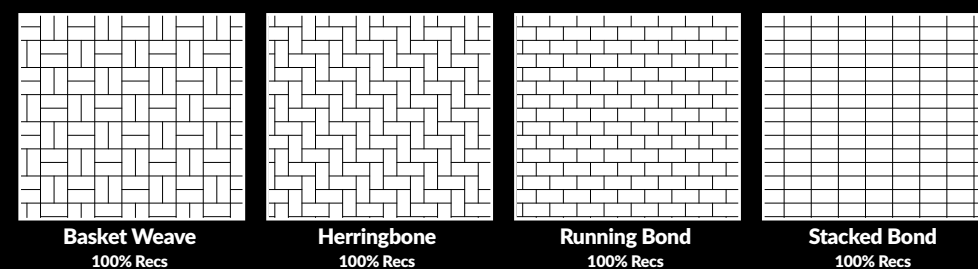
## AVIANO GRANDE & AVIANO PASEO GRANDE & PASEO



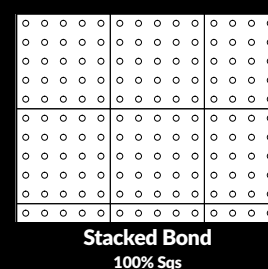
## AVIANO & PASEO



## HOLLAND I



## PALAZZO 12X12 TRUNCATED DOMES



## STREET STONE I & STREET STONE II







# WALL COLLECTION





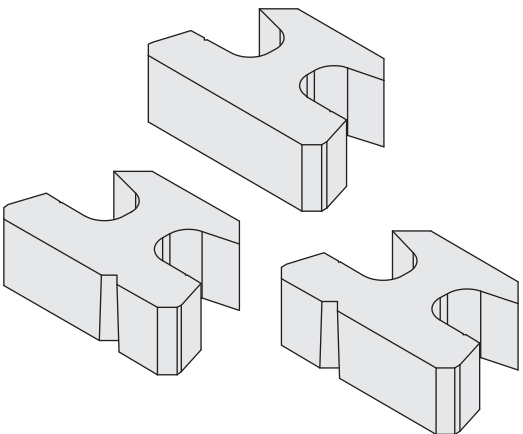


Classic Colonial 6 Wall in Santa Fe.

# CLASSIC COLONIAL 6

## FEATURES

- Multi-unit appearance
- Rustic face
- Efficient to build
- Strong and versatile
- 0.75" setback



## STANDARD COLORS



Beechwood



Bluestone



Santa Fe

## NOTES

Colonial 6/12 and 18 palletized separately. To estimate number of Classic Colonial 6 units, divide total sq. ft. by 0.75. See page 44 for 3" Universal Wall Cap Specs. Lead times vary. Please call for details.

CLASSIC COLONIAL 6	SIZE	FACE AREA	WEIGHT	UNITS/LAYER	LAYERS	UNITS/PALLET	PALLET WEIGHT
6" Colonial 18	18 x 12 x 6" H	0.75 sq. ft.	60 lbs.	12	3	36 (27 sq. ft.)	2,210 lbs.
6" Colonial 6/12	18 x 12 x 6" H	0.75 sq. ft.	60 lbs.	12	3	36 (27 sq. ft.)	2,210 lbs.
6" Base Block	18 x 12 x 6" H	0.75 sq. ft.	60 lbs.	12	3	36 (27 sq. ft.)	2,210 lbs.
6" Half Block	9 x 12 x 6" H	0.38 sq. ft.	30 lbs.	12	1	12 (4.56 sq. ft.)	410 lbs.
6" Corner Block	13 x 5.5 x 6" H	0.54 sq. ft.	32 lbs.	12	1	12 (6.48 sq. ft.)	434 lbs.





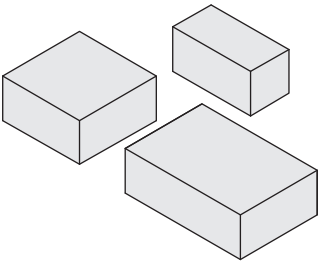
Lakeland Wall in Santa Fe.

# LAKELAND WALL

## FEATURES

Extremely versatile systems build vertical, freestanding retaining walls and outdoor living features.

- Smooth, tumbled surface.
- Lakeland builds straight walls.



## STANDARD COLORS



Beechwood



Bluestone



Santa Fe

## NOTES

Lead times vary. Please call for details.

**ROCKWOOD<sup>®</sup>**  
**RETAINING WALLS**  
*A better way.<sup>™</sup>*

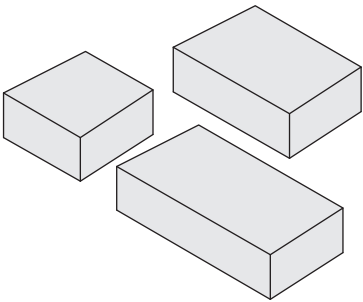
LAKELAND	SIZE	FACE AREA	WEIGHT	UNITS/LAYER	LAYERS	UNITS/PALLET	PALLET WEIGHT
Small	4 x 8 x 4" H	( Small and Medium Sold in Sets )					
Medium	8 x 8 x 4" H	0.33 sq. ft.	31 lbs.	20 (Sets)	4	80 (26 sq. ft.)	2,530 lbs.
Large*	12 x 8 x 4" H	0.33 sq. ft.	31 lbs.	20	4	80 (26 sq. ft.)	2,530 lbs.
*To estimate number of units, divide total sq. ft. by 0.33							





Riverland Wall in Bluestone.

# RIVERLAND WALL



## FEATURES

Extremely versatile systems build vertical, freestanding retaining walls and outdoor living features.

- Smooth, tumbled surface.
- Riverland builds 8’ radius without cutting.

## STANDARD COLORS



Beechwood



Bluestone



Santa Fe

## NOTES

Lead times vary. Please call for details.

**ROCKWOOD®**  
RETAINING WALLS  
*A better way.™*

RIVERLAND	SIZE	FACE AREA	WEIGHT	LAYER SETS	LAYERS	SETS/PALLET	PALLET WEIGHT
Small	8 x 8 x 4" H	1 sq. ft.	90 lbs.	6 (Sets)	5	30 (30 sq. ft.)	2,750 lbs.
Medium	12 x 8 x 4" H	(Sold in Sets)					
Large	16 x 8 x 4" H						



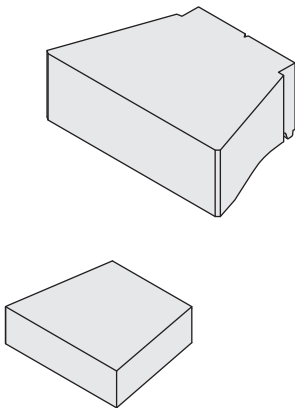


Sapphire 6 Wall and 3" Cap in Santa Fe.

# SAPPHIRE 6 WALL

## FEATURES

- Straight face, smooth top
- Partial cores equal less weight
- Efficient to build, rear-lip system
- 1.0" setback
- Matching 3" split face cap



## STANDARD COLORS



Beechwood



Bluestone



Santa Fe

## NOTES

Lead times vary. Please call for details.

**ROCKWOOD<sup>®</sup>**  
RETAINING WALLS  
*A better way.<sup>™</sup>*

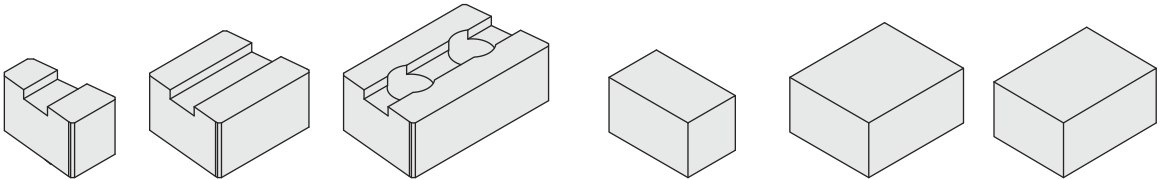
ITEM	SIZE	FACE AREA	WEIGHT	UNITS/LAYER	LAYERS	UNITS/PALLET	PALLET WEIGHT
Sapphire	17.25 x 12 x 6" H	0.75 sq. ft.	68 lbs.	9	5	45 (33.75 sq. ft.)	3,100 lbs.
Corner	16 x 8 x 6" H	0.66 sq. ft.	61 lbs.	12	4	48 (32 sq. ft.)	3,002 lbs.
Corners are split on one 16" and 8" side. Sapphire's radius bottom eliminates the need for cleaning courses, saving time and hassle.							
3" Universal Cap	18 W x 11 x 3" H	1.5 ln. ft.	40 lbs.	9	4	36 (54 ln. ft.)	1,508 lbs.
Split face front/back. To estimate Universal Cap, divide wall length by 1.33.							





Vintage 6 Wall in Santa Fe.

# VINTAGE 6 WALL



## FEATURES

- Three-piece system builds straight or 8' radius without cutting, freestanding or retaining walls.
- Split-faced, tumbled vertical wall system

## STANDARD COLORS



Beechwood



Bluestone



Santa Fe

## NOTES

Lead times vary. Please call for details.

ITEM	SIZE	FACE AREA	WEIGHT	PALLETS	WEIGHT
Small	6 x 10 x 6" H	0.25 sq. ft.			
Medium	12 x 10 x 6" H	0.50 sq. ft.			
Large (Sold as sets, full pallets only)	18 x 10 x 6" H	0.75 sq. ft.	137.5 lbs.	20 sets (30 sq. ft.)	2,800 lbs.
Small End block	6 x 10 x 6" H	0.42 sq. ft.			
Large End block (Sold in sets)	12 x 10 x 6" H	0.83 sq. ft.	81.50 lbs.	8 sets (10 sq. ft.)	702 lbs.
Corner/pillar block (Full pallets only)	12 x 9 x 6" H	0.50 sq. ft.	48 lbs.	30 (15 sq. ft.)	1,490 lbs.



# ANCILLARY PRODUCTS



## LOGICAL RESOURCE

A	Poly Sand	Color	Product ID	Notes
		Tan	LRT-50	1 - 50 lbs. bag
		Grey	LRG-50	1 - 50 lbs. bag

## QUIKRETE

B	Joint Sand		Joint Sand	1-70 lbs. bag
---	------------	--	------------	---------------

		Product ID	Notes
C	Stay Sand (Travertine)	BP1120	Tan
D	Stay Sand (Slate)	BP1120	Charcoal
E	BP Pro Joint Stabilizing Sealer - NSS	B212	1 Gallon
		B213	5 Gallon Pail
		B214	55 Gallon Drum
F	BP Pro Enhancing Stabilizing Sealer - ESS	B222	1 Gallon
		B223	5 Gallon Pail
		B224	55 Gallon Drum
G	BP Pro Permeable Stabilizing Sealer - PSS	BP273	5 Gallon
		BP274	55 Gallon Drum
H	BP Pro Wet Look Stabilizing Sealer - WSS	B262	1 Gallon
		B263	5 Gallon Pail
		B264	55 Gallon Drum
I	BP Pro Invisible StainBLOCKER	BP373	5 Gallon Pail
		BP374	55 Gallon Drum
J	BP Pro Eco-New Concentrate Cleaner - ENC	BP972	1 Gallon

K	BP Pro Electric Pump	(Please see website for more information.)	
---	----------------------	--	--



## SUREBOND

L	PolySweep Sand	Color	Product ID	Notes
		Tan	PSST-50-056	1 - 50 lbs. bag
		Grey	PSSG-50-056	1 - 50 lbs. bag
M	SB-10 PaverBond Adhesive		CSB10T-12	Tube 10 oz. Individual
			CSB10T-12	Tubes 10 oz. Case 12
N	SB-1300 Joint Stabilizing Sealer		SB-1300 G	1 Gallon - Case of 6
			SB-1300 P	5 Gallon Pail
			SB-1300 D	55 Gallon Drum
O	SB-7000 Gloss Joint Stabilizing Sealer		SB-7000 G	1 Gallon - Case of 6
			SB-7000 P	5 Gallon Pail
			SB-7000 D	55 Gallon Drum
P	SB-5000 Stainblocking Invisible Sealer		SB-5000 G	1 Gallon - Case of 6
			SB-5000 P	5 Gallon Pail
			SB-5000 D	55 Gallon Drum
Q	SB-8700 Wet Look Stabilizing Sealer		SB-8700 P	5 Gallon Pail
R	Efflo-Off		SB-Efflo-Off G	1 Gallon - Case of 4
			SB-Efflo-Off P	5 Gallon Pail

For a complete list of available Ancillary Products, please contact your Representative.



# ICONS



ADA Handicapped



Heavy Vehicular



Light Vehicular



Pedestrian

## RESIDENTIAL WARRANTY

Acker-Stone Industries provides a lifetime guarantee on the structural integrity of its paving stones to the original single-family home purchaser. Material installed strictly according to I.C.P.I. installation guidelines that prove structurally defective, will be replaced without cost. Color matching cannot be guaranteed. Replacement labor is not included in this guarantee. Poor or faulty installations that are not in compliance with I.C.P.I. guidelines will render this guarantee null and void.

*NOTE: This warranty does not apply to any breakage, chipping, natural wear or other deterioration that was caused from improper design or installation which does not comply with applicable codes, the ICPI (Interlocking Concrete Pavement Institute), NCMA (National Concrete Masonry association) and recognized work procedures. Please visit [www.icpi.org](http://www.icpi.org) and [www.ncma.org](http://www.ncma.org) for more information on installation specifications. This warranty does not apply to any damage resulting from a natural disaster or from a deliberate and/or negligent act on the part of the purchaser, owner of the building, installer or any third party.*

*For more information about the residential warranty, please contact your Acker-Stone Representative.*

# PRODUCT DETAILS



*Experience the Acker-Stone Difference.*

### COLOR SWATCHES

Due to the inherent nature of printed literature and current digital media, Acker-Stone cannot guarantee exact color matching from use of printed color swatches. The materials that are used in Acker-Stone's pavers and walls deliver a range of natural colors that closely match those use in physical samples, catalogs, web sites, color swatch photography and digital images. Pavers and walls will vary slightly due to the environmental conditions. Therefore, color swatch photographs are an approximate representation of color and not an exact match. Final color selection should be made from physical product. If there are discrepancies, contact Acker-Stone sales representative before project installation commences. Installation of product constitutes its acceptance.

### EFFLORESCENCE

This warranty does not apply to efflorescence. Efflorescence is a naturally occurring process in all concrete products that sometimes appears in the form of a white powdery substance on the surface. It does not compromise the functionality or structural integrity of the product. Although efflorescence cannot be completely prevented, it will wash off over time and can be cleaned with efflorescence cleaner. Acker-Stone accepts no responsibility or liability for this condition.

### COMPACTION EQUIPMENT

Paving Stones with an embossed, slate surface or Face Mix surface finish are more susceptible to scuffing from compaction equipment used in most paver installations. Acker-Stone recommends the use of a urethane mat between the plate and the paver surface when compacting. Contact your equipment supplier for information about accessories for this purpose. Acker-Stone will not be held responsible for damage caused by the misuse of compaction equipment, leaving scuff marks, or burns on pavers.

### PROPER COLOR DISTRIBUTION THROUGH LAYING TECHNIQUES

Proper installation enhances the overall color of the pavement surface. Pavers should be selected from at least three separate pallets and then randomly mixed. This creates an attractive and subtle blend of color.





LEAVE A LASTING IMPRESSION

# WITH ACKER-STONE PAVERS







**ARIZONA  
FACILITY**

6700 W. Allison Road  
Chandler, AZ 85226  
**480-344-6910**

**CALIFORNIA  
FACILITY**

13296 Temescal Canyon Road  
Corona, CA 92883  
**800-258-2353**